

STRUCTURES COLLECTION 2025

BERLIN GARDENS

TAKE LIFE OUTDOORS™

SINCE 1988 | MADE IN THE USA



LIVING OUR VALUES.

At Berlin Gardens, our first goal is to bring honor and glory to our creator, God, in everything we do. We do this by manufacturing the highest quality products, delivering our products on time and going beyond your expectations with our customer service.

All of this starts by living by our Core Values of honesty, efficiency, attitude, respect and trust. We not only say this, but we believe it. We hope our products help you *take life outdoors™*.

— The Yoder Family

We invite you to lay back and enjoy the best of each season. Whether a slow, hot summer day or a cool, crisp fall evening, our distinctive collections allow you to celebrate life outdoors with family and friends. Each line provides flexibility that express your lifestyle in creating memorable and effortless outdoor spaces.

— Sam Yoder

(Shown on front cover): 18' X 18' Wellington Pavilion in White with Clear water-sealed sheathing;
(Shown on back cover): 12' X 12' Outback Pergola in Stormcloud stain, 6" X 6" posts, and Peyton Granite Dia Shade.

CONTENTS

PERGOLAS		GAZEBOS	
6	Urbana Vinyl Pergola	44	Vinyl Octagon Gazebo
8	Outback Wood Pergola	46	Vinyl Oblong Gazebo
10	Mendoza Wood Pergola	48	Vinyl Rectangular Gazebo
12	Vineyard Wood Pergola	50	Wood Octagon Gazebo
14	Vinyl Pergola Gallery	52	Wood Oblong Gazebo
16	Wood Pergola Gallery	54	Wood Rectangular Gazebo
18	Design a Vinyl Pergola	56	Design a Vinyl or Wood Gazebo
19	Design a Wood Pergola		
		58	Miscellaneous Gallery
PAVILIONS		64	Fabric Options
20	Victoria Vinyl Pavilion	65	Dia Shade
22	Wellington Composite Pavilion	66	Curtains
24	Hampton Wood Pavilion	67	Privacy Wall
26	Cascade Wood Pavilion		
28	Breckenridge Wood Pavilion		
30	Mesa Wood Pavilion		
32	Prairie Wood Pavilion		
34	Norwood Wood Pavilion		
36	Vinyl, Composite + Wood Pavilion Gallery		
38	Pavilion Ceiling + Sheathing Gallery		
40	Design a Vinyl or Composite Pavilion		
42	Design a Wood Pavilion		

The options are endless.

IT'S YOUR CHOICE, MAKE IT YOUR OWN.

An outdoor sanctuary. A quiet respite.
A new place to gather with family and friends.

A structure from Berlin Gardens can transform your landscape into the haven you've been pining for. From open concepts to decorative touches, there's a structure that suits your tastes and standards.



(Shown above): Breckenridge Pavilion shown with optional gutter boards

Classic, carefree vinyl

Durable and beautiful, vinyl requires very little attention. Regular cleaning with a mild dish detergent or similar product is normally all that's needed to keep your structure looking its best.

- Contains 50% recycled material
- Made in the U.S.A.
- Won't crack, fade or chalk
- Easy to assemble — or we'll assemble if you prefer

Natural, beautiful wood

Clear-grade, treated lumber helps protect your structure from the elements. Our structures are made from hand-selected Southern Yellow Pine.

- Pressure-treated to resist decay
- Air-dried after treatment for enhanced durability
- Harvested in the U.S.A.
- Milled to exact specifications
- Please refer to in-person samples for an accurate color
- All wood posts are laminated to limit warping; laminations are visible
- Manufactured in kit form

Compare our structures:

	Pergola	Pavilion	Gazebo
Full shade / protection from rain		●	●
Partial shade	●		
Curtains	●	●	
Privacy walls	●	●	●
Floor options			●
Dia shade	●		
Customizable	●	●	●
Structurally engineered	●	●	●
Manufactured in kit form	●	●	●

See how our materials stack up:

	Vinyl	Wood	Composite
Ease of cleaning	●	●	●
Durable	●	●	●
Highest quality material possible	●	●	●
Low maintenance	●		●
Paintable / Stainable (color customizable)		●	●
Made in the U.S.A.	●	●	●



Protect your investment

Like all lumber products exposed to the elements, your wooden structure will weather over time. Eventually, you will notice splits, cracks or checks — separations in the wood caused by changes in moisture content. This is perfectly natural. In fact, many feel it adds to the character of a structure.

So let nature do its work.

To keep your structure looking beautiful for years to come, just use the provided stain to protect exposed wood in new cracks and splits.

URBANA

STANDARD MODEL INCLUDES:

- White vinyl
- 6" X 6" posts
- Scrolled or classic end caps
- Pressure treated wood inserts in posts, beams, and purlins



THE URBANA VINYL PERGOLA COMPLEMENTS YOUR HOME
WITH ITS CLASSIC STYLING AND CRISP, CLEAN LINES.



6" X 6" posts; Straight brace; Classic end caps

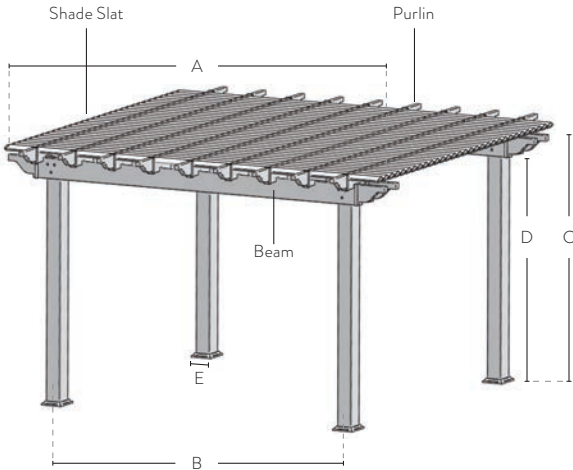


Clay vinyl; Round posts; Regular shade

Specifications | Urbana Vinyl Pergola

Please Note: Urbana Pergolas with sides of 22' and above will require additional posts.

Size	10'	12'	14'	16'	20'	24'
A (Outside to outside of top)	10'	12'	14'	16'	20'	24'
B (Center to center of posts)	82"	106"	130"	154"	202"	250"
C	Overall Height is 103"					
D	Distance from bottom of post to bottom of beam is 88"					
E (Post base size)	6" X 6" Square Post: 9" X 9" 8" X 8" Square Post/Savannah Post: 11¼" X 11¼" Round Post: 13" X 13"					



OUTBACK

STANDARD MODEL INCLUDES:

- 6" X 6" laminated, pressure treated wood posts
- Scrolled or classic end cuts
- 2" X 6" purlins and 2" X 2" shade slats
- Pressure treated wood purlins notched onto the beams for added stability



(Shown above): Mocha stain; 6" X 6" posts

THE CASUAL LOOK OF THE OUTBACK PERGOLA FITS SEAMLESSLY INTO YOUR SPACE, INVITING YOU OUTSIDE.



Mocha stain; 8" X 8" posts; Scrolled end cuts; Arched braces

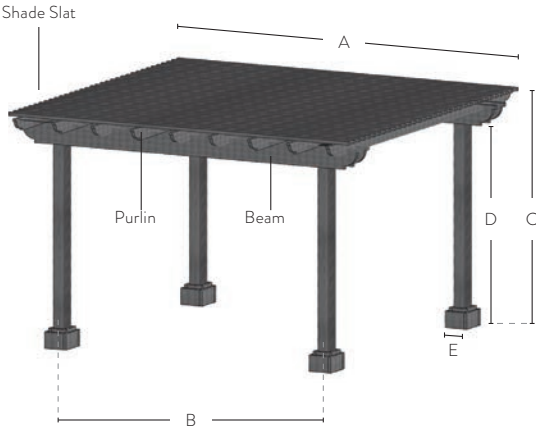


Cedartone stain; 6" X 6" posts; Classic end cuts; Arched braces

Specifications | Outback Wood Pergola

Please Note: Outback Pergolas with sides of 22' and above will require additional posts.

Size	10'	12'	14'	16'	20'	24'
A (Outside to outside of top)	10'	12'	14'	16'	20'	24'
B (Center to center of posts)	82¾"	106¾"	130¾"	154¾"	204¾"	250¾"
C	Overall Height is 101"					
D	Distance from bottom of post to bottom of beam is 87"					
E (Post base size)	6" X 6" Square Post: 10½" X 10½" 8" X 8" Square Post: 12½" X 12½"					



MENDOZA



STANDARD MODEL INCLUDES:
6" X 6" laminated, pressure treated wood posts
Scrolled or classic end cuts
2" X 8" purlins
Pressure treated wood purlins notched onto the beams for added stability

EMBRACING THE GREAT OUTDOORS, THE MENDOZA TOP IS OPEN AND AIRY.



Classic end caps and 6" X 6" posts

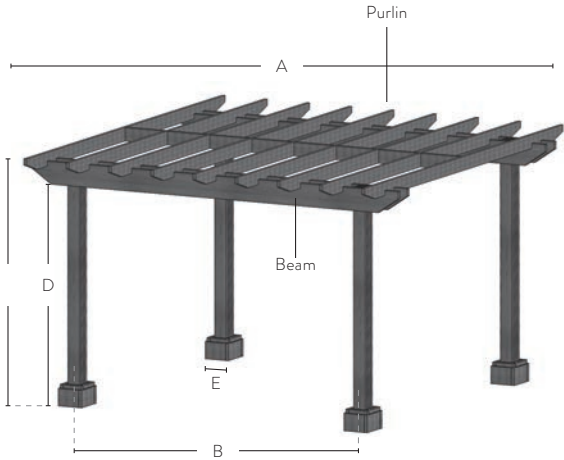


Classic end caps and 6" X 6" posts

Specifications | Mendoza Wood Pergola

Please Note: Mendoza Pergolas with sides of 22' and above will require additional posts.

Size	10'	12'	14'	16'	20'	24'
A (Outside to outside of top)	10'	12'	14'	16'	20'	24'
B (Center to center of posts)	82¾"	106¾"	130¾"	154¾"	204¾"	250¾"
C	Overall Height is 101"					
D	Distance from bottom of post to bottom of beam is 87"					
E (Post base size)	6" X 6" Square Post: 10½" X 10½" 8" X 8" Square Post: 12½" X 12½"					





STANDARD MODEL INCLUDES:
8" X 8" laminated, pressure treated wood posts
Pressure treated wood beams notched onto the posts for added stability
Modern checkered top design

(Shown above): Shade slats

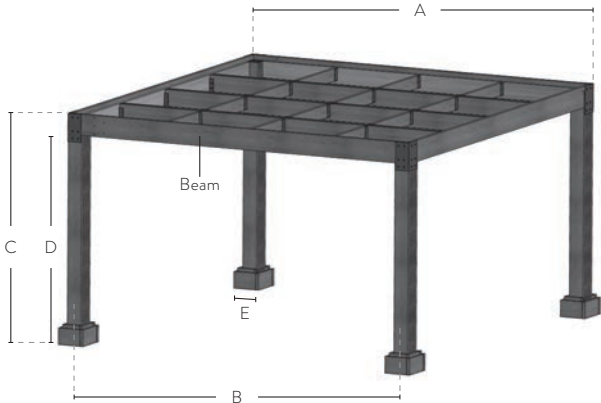
THE VINEYARD PERGOLA ALLOWS FOR THE PERFECT WINDSWEPT DRAFT
AND ENCOURAGES A CONTEMPORARY LOOK FOR ANY SPACE.



Specifications | Vineyard Wood Pergola

Please Note: Vineyard Pergolas with sides of 20' and above will require additional posts.

Size	10'	12'	14'	16'	18'	20'	24'
A (Outside to outside of top)	10'	12'	14'	16'	18'	20'	24'
B (Center to center of posts)	113"	137"	161"	185"	209"	233"	281"
C	Overall Height is 98" (varies with width)						
D	Distance from bottom of post to bottom of beam is 89"						
E (Post base size)	12½" X 12½"						





(Shown above): Regular shade; 8" X 8" posts; Straight braces; Attached to the house





(Shown above): Custom Mendoza Pergola



Design a Vinyl Pergola in 6 easy steps:


1 Choose a size.

- Things to consider:**
- How much space do you have available?
 - Berlin Gardens measurements are based on the TOP dimensions, not the “footprint” of the posts. The posts are set in 16” from the outside edge of the purlins and beams.

Sizes (outside to outside of top)

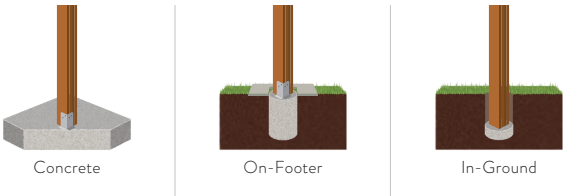
Widths (purlins) available: 10', 12', 14', 16', 18**

Lengths (beams) available: 10', 12', 14', 16', 18', 20', 22', 24'




Beams and purlins extend 16” past post positions. Pergolas 22’ and above will have 6 posts. Length must be equal or greater than the width. **18’ width is not available with deluxe shade.

2 Choose a site type.



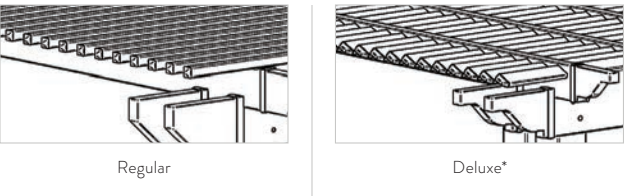
*Concrete footers must be installed prior to the structure.

4 Choose a post style.



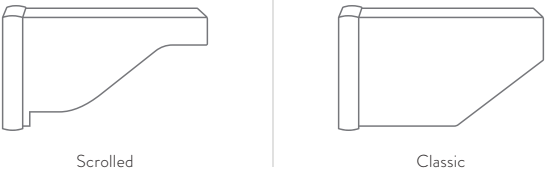
Vinyl Round (10” Tapered)
Vinyl Savannah (6” X 6” Top) (8” X 8” Base)
Vinyl Square (6” X 6”)
Vinyl Square (8” X 8”)

3 Choose a shade style.



*18’ width is not available with deluxe shade.

5 Choose an end cap.



6 Choose a color.



Design a Wood Pergola in 7 easy steps:


1 Choose a size.

- Things to consider:**
- How much space do you have available?
 - Berlin Gardens measurements are based on the TOP dimensions, not the “footprint” of the posts. The posts are set in 16” from the outside edge of the purlins and beams.

Sizes (outside to outside of top)

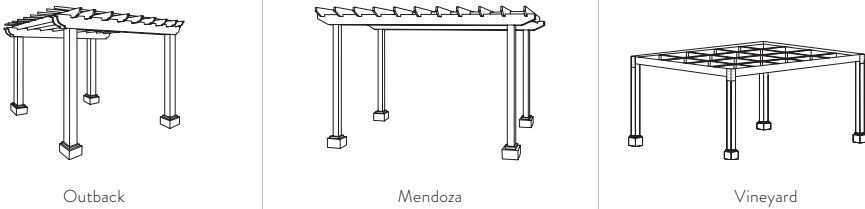
Widths (purlins) available: 10', 12', 14', 16', 18'

Lengths (beams) available: 10', 12', 14', 16', 18', 20', 22', 24'

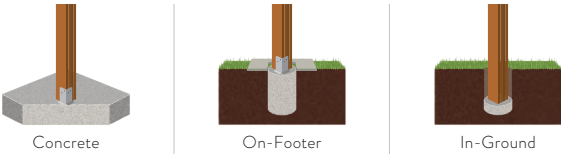


Beams and purlins extend 16” past post positions on all pergolas except Vineyard. Vineyard beams and purlins extend 1.5” past post. Pergolas 22’ and above will have 6 posts. Length must be equal or greater than the width.

2 Choose a style.



3 Choose a site type.



*Concrete footers must be installed prior to the structure.

5 Choose a post style.

*Vineyard is only offered with an 8” X 8” wood square post.




Wood Savannah Post (6” X 6” Top) (8” X 8” Bottom)
Wood Square Post (6” X 6”)
Wood Square Post (8” X 8”)

4 Choose a vineyard shade.



6 Choose an end cap.



7 Choose a color.



*Please refer to in-person samples for an accurate color.



STANDARD MODEL INCLUDES:
6 pitch roof
8" X 8" square posts
Straight or arched beams (beams are wrapped with cellular PVC trim)
Painted rafters with exposed pine sheathing

INSPIRED BY THE GRACEFUL ARCHITECTURE OF VICTORIAN ENGLAND,
THIS PAVILION IS THE PERFECT SPOT FOR RELAXING IN ROYAL STYLE.



Clay with arched beams; Round tapered columns with curtains

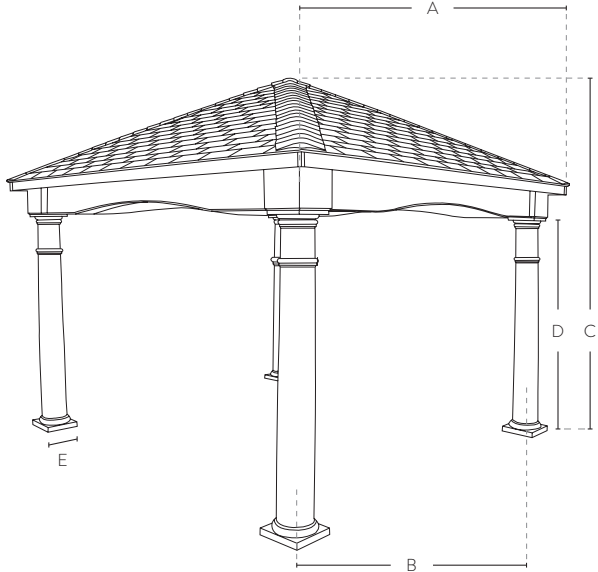


Premiere arch with a Classic roof

Specifications | Victoria Vinyl Pavilion

Please Note: Victoria Pavilions with sides of 20' and above will require additional posts.

Size	10'	12'	14'	16'	18'	20'	24'
A	139"	163"	187"	211"	235"	259"	307"
B (Center to center of posts)	114"	138"	162"	186"	210"	234"	282"
C (Regular roof)	130"	136"	142"	148"	154"	160"	172"
C (Classic roof)	147"	153"	159"	165"	171"	177"	189"
D	Distance from bottom of post to bottom of beam is 84"						
E (Post base size)	Round Column: 13" X 13" 8" X 8" Square: 11¼" X 11¼"						





WELLINGTON

REFINED STYLE —
NATURAL BEAUTY

- STANDARD MODEL INCLUDES:**
- 8 pitch roof
 - Pressure treated material wrapped with cellular PVC trim
 - Paintable composite material (color customizable)
 - Painted rafters with exposed pine sheathing (clear sealer on sheathing)
 - Multiple ceiling options

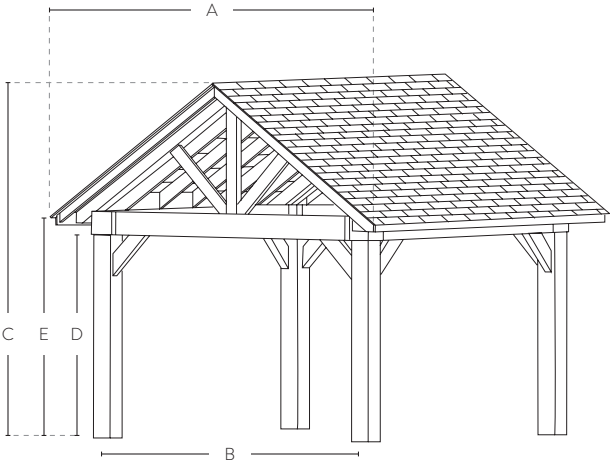
WITH CLEAN LINES AND TREND-SETTING AESTHETICS, THE WELLINGTON ADDS A LOW-MAINTENANCE YET STYLISH TOUCH TO YOUR BACKYARD RETREAT.



Specifications | Wellington Composite Pavilion

Please Note: Wellington Pavilions with sides of 20' and above will require additional posts.

Size	10'	12'	14'	16'	18'	20'	24'
A (Outside to outside of top)	12"	14"	16"	18"	20"	22"	26"
B (Center to center of posts)	111"	135"	159"	183"	207"	231"	279"
C (Overall height)	144"	152"	160"	168"	176"	183"	200"
D	Distance from bottom of post to bottom of beam is 87"						
E	Distance from bottom of post to top of beam is 96"						



HAMPTON

STANDARD MODEL INCLUDES:

- 6 pitch roof
- Hampton posts
- Arched or straight beams
- 6" overhang
- No notched post and beam joint
- Exposed pine sheathing (ceiling not available)
- Not customizable



REMINISCENT OF THE ARCHITECTURE FOUND THROUGHOUT THE LONG ISLAND SEASIDE RETREAT, THE HAMPTON IS A TIMELESS ADDITION TO YOUR LANDSCAPE.



Regular roof; 8" X 8" posts

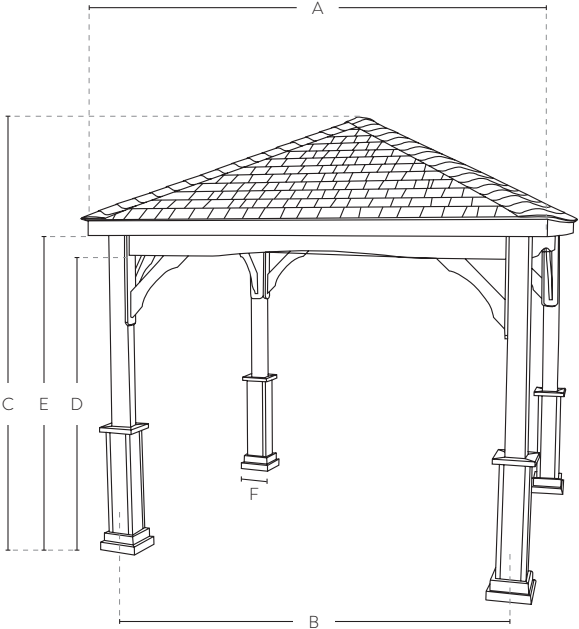


Classic roof; Arched beams; 6" X 6" posts

Specifications | Hampton Wood Pavilion

Please Note: Hampton Pavilions with sides of 20' and above will require additional posts.

Size	10'	12'	14'	16'	20'
A	127"	151"	175"	199"	247"
B (Center to center of posts)	113¼"	137¼"	161¼"	185¼"	233¼"
C (Regular roof)	130"	136"	142"	148"	N/A
C (Classic roof)	147"	153"	159"	165"	N/A
D	Distance from bottom of post to bottom of beam is 87"				
E	Distance from bottom of post to top of beam is 96"				
E (Post base size)	6" X 6" Square: 10½" X 10½" 8" X 8" Square: 12½" X 12½" Hampton Style: 12½" X 12½"				



CASCADE

STANDARD MODEL INCLUDES:

- 6 pitch roof
- 8" X 8" posts
- Straight beams
- Straight or arched braces
- Notched post and beam joint
- Hip roof design
- 11" overhang



FORM MEETS FUNCTION IN THIS BEAUTIFULLY CONSTRUCTED PAVILION –
A PERFECT BACKDROP FOR YOUR NEXT GATHERING.



Regular roof; Straight beams; Arched braces; Horizontal privacy wall

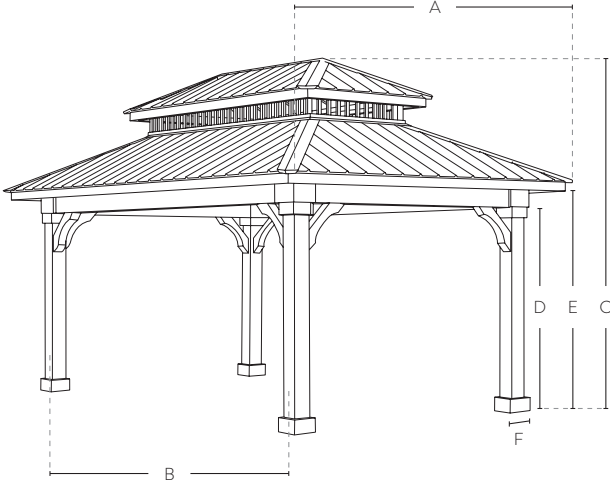


Classic roof; Arched braces

Specifications | Cascade Wood Pavilion

Please Note: Cascade Pavilions with sides of 20' and above will require additional posts.

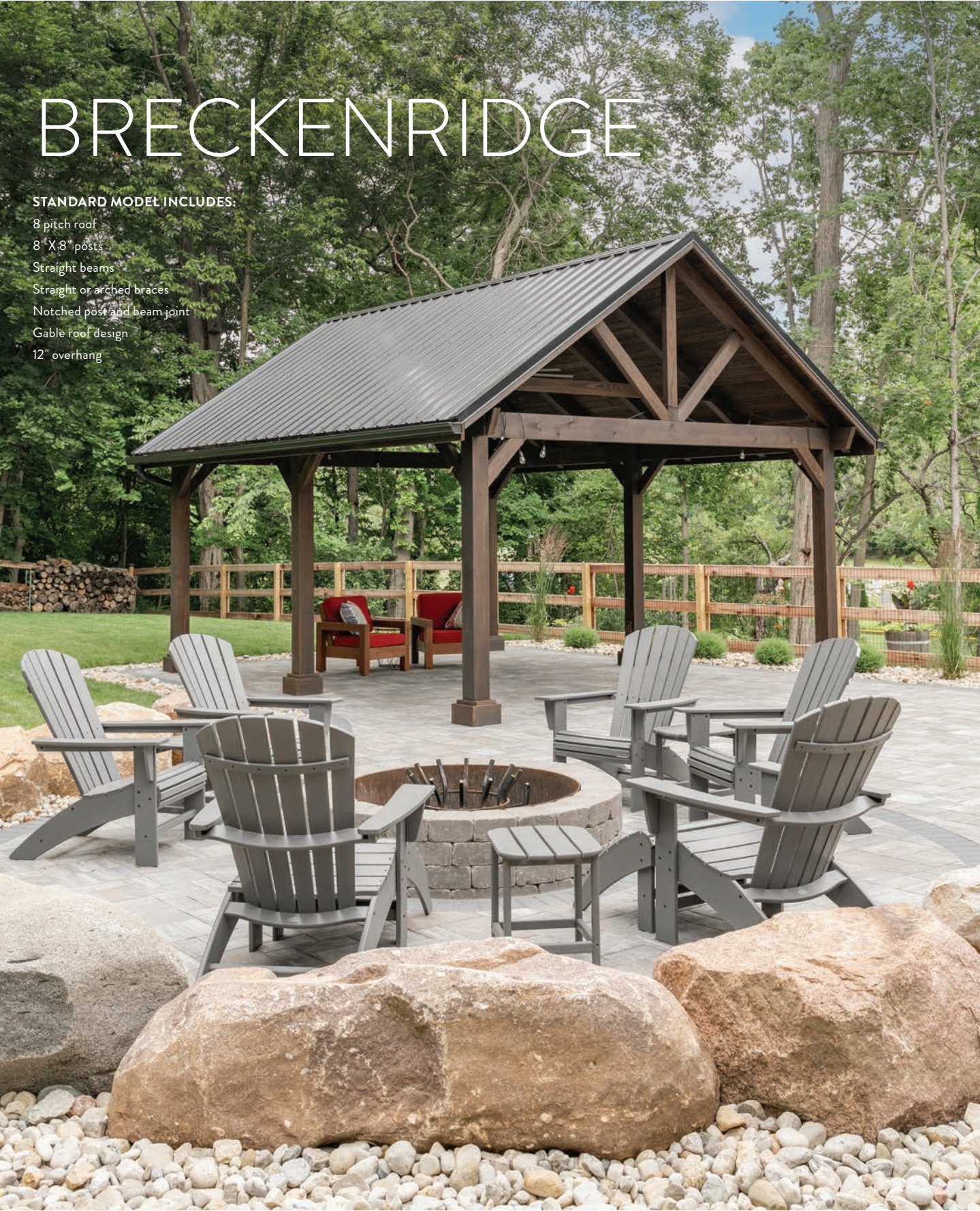
Size	10'	12'	14'	16'	18'	20'	24'
A (Outside to outside of roof)	139"	163"	187"	211"	235"	259"	307"
B (Center to center of posts)	111"	135"	159"	183"	207"	231"	279"
C (Regular roof)	133"	139"	145"	151"	157"	163"	175"
C (Classic roof)	150"	156"	162"	168"	174"	180"	192"
D	Distance from bottom of post to bottom of beam is 87"						
E	Distance from bottom of post to top of beam is 96"						
F (Post base size)	8" X 8" Square; 12½" X 12½"						



BRECKENRIDGE

STANDARD MODEL INCLUDES:

- 8 pitch roof
- 8" X 8" posts
- Straight beams
- Straight or arched braces
- Notched post and beam joint
- Gable roof design
- 12" overhang



WITH ITS OPEN GABLE TRUSSES, THIS PAVILION MAXIMIZES THE BENEFITS OF BEING OUTDOORS WHILE KEEPING YOU UNDER SHELTER.



Shown with optional ceiling

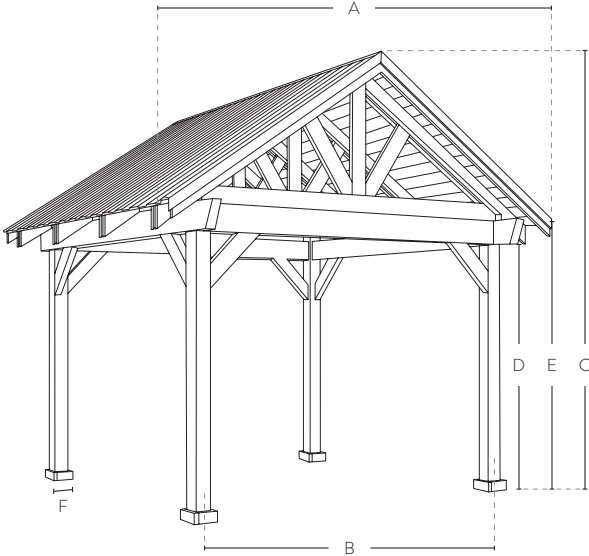


Triple Rafter

Specifications | Breckenridge Wood Pavilion

Please Note: Breckenridge Pavilions with sides of 20' and above will require additional posts.

Size	10'	12'	14'	16'	18'	20'	24'
A (Outside to outside of roof)	144"	168"	192"	216"	240"	264"	312"
B (Center to center of posts)	113"	137"	161"	185"	209"	233"	281"
C (Regular roof)	144"	152"	160"	168"	176"	183"	200"
D	Distance from bottom of post to bottom of beam is 87"						
E	Distance from bottom of post to top of beam is 96"						
F (Post base size)	8" X 8" Square; 12½" X 12½"						



MESA

- STANDARD MODEL INCLUDES:**
- 8 pitch roof
 - Western red cedar timbers (also available in white pine)
 - Solid cedar 8" X 8" posts (no wire chase)
 - 4" X 10" beams — 4" X 6" rafters
 - 2" X 6" tongue-and-groove pine sheathing
 - 12" eave overhang
 - 16" gable overhang



(Shown above): White pine

MESA'S STOUT AND MIGHTY TIMBER AND GABLE ROOF DESIGN PROVIDE A SPACIOUS STRUCTURE FOR ANY GATHERING – OR A LEISURELY AFTERNOON.

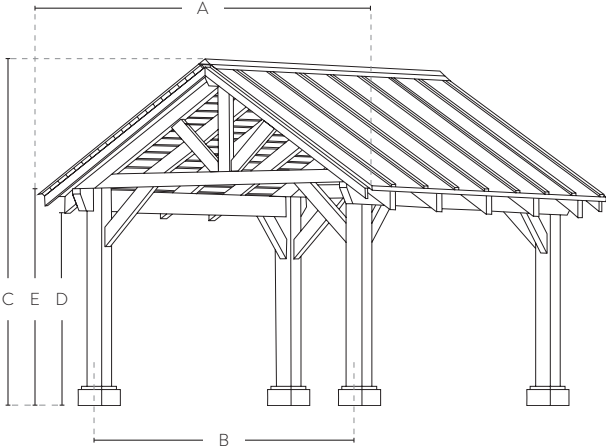


Cedar with Cedartone sheathing

Specifications | Mesa Wood Pavilion

Please Note: Mesa Pavilions with sides of 20' and above will require additional posts.

Size	10'	12'	14'	16'	18'	20'	24'
A (Outside to outside of roof)	12'	14'	16'	18'	20'	22'	26'
B (Center to center of posts)	112"	136"	160"	184"	208"	232"	280"
C (Overall height)	144"	152"	160"	168"	176"	183"	200"
D	Distance from bottom of post to bottom of beam is 86"						
E	Distance from bottom of post to top of beam is 96"						



PRAIRIE



STANDARD MODEL INCLUDES:
1 pitch roof
8" X 8" posts
Straight, three-ply beam
Straight braces
Slant roof design
Notched post and beam joint

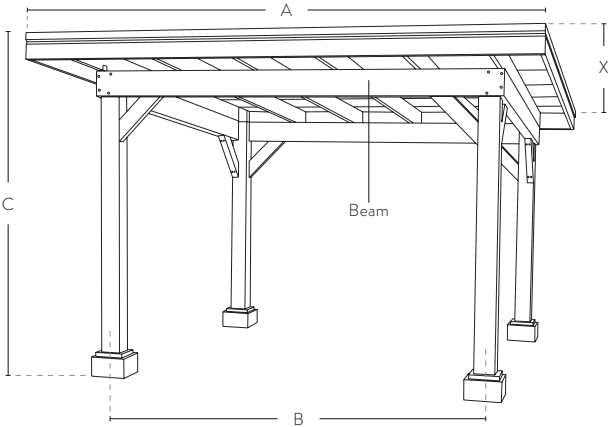
THE PRAIRIE APPEALS TO MINIMALISTIC STYLES WITH ITS
DISTINCTIVE LINES AND CLASSIC SHED ROOF.



Specifications | Prairie Wood Pavilion

Please Note: Prairie Pavilions with sides of 20' and above will require additional posts.


Size	10'	12'	14'	16'	18'	20'	24'
X (Outside to outside slanted roof side)	160"	184"	208"	N/A	N/A	N/A	N/A
A (Outside to outside of roof)	144"	168"	192"	216"	240"	264"	312"
B (Center to center of posts)	113"	137"	161"	185"	209"	233"	281"
C (Overall height)	118"	120"	122"	N/A	N/A	N/A	N/A



NORWOOD

STANDARD MODEL INCLUDES:

- 1 pitch roof
- Western red cedar timbers (also available in white pine)
- Solid cedar 8" X 8" posts (no wire chase)
- 4" X 10" beams — 4" X 8" rafters
- 2" X 6" tongue-and-groove pine sheathing



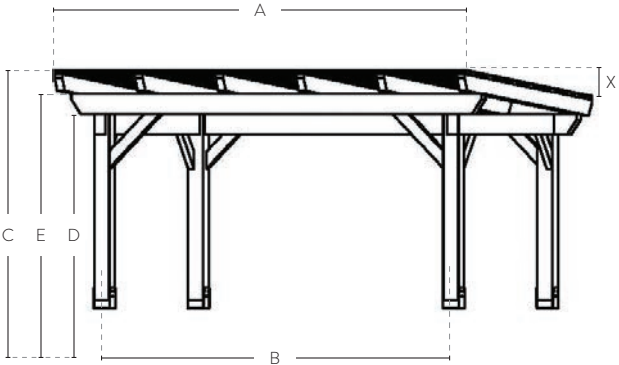
NORWOOD IS A SUREFIRE WAY TO ENJOY YOUR OUTDOOR SPACE.



Specifications | Norwood Wood Pavilion

Please Note: Norwood Pavilions with sides of 20' and above will require additional posts.

Size	10'	12'	14'	16'
X (Outside to outside slanted roof side)				
A (Outside to outside of roof)	12'	14'	16'	18'
B (Center to center of posts)	112"	136"	160"	184"
C (Overall height)	143"	149"	155"	161"
D	Distance from bottom of post to bottom of beam is 86"			
E	Distance from bottom of post to top of beam is 96"			





(Shown above): Cascade Pavilion with White paint and Clear water-sealed sheathing



Breckenridge



Victoria



Wellington



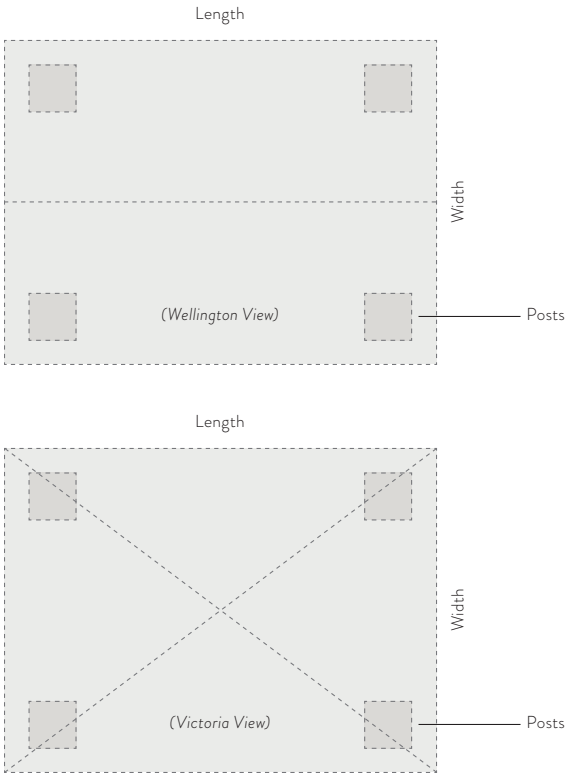
Cascade



Design a Vinyl or Composite Pavilion in 8 easy steps:

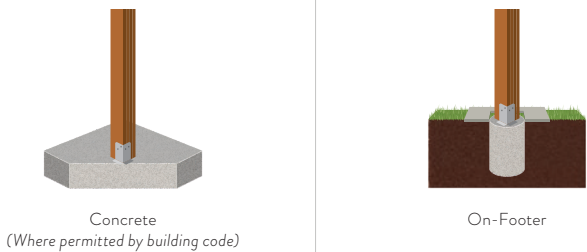
1 Choose a size.

- Things to consider:**
- How much space do you have available?
 - Berlin Gardens pavilions are available in many sizes.
 - Measure your available space keeping in mind both post and roof dimensions (*roof extends 11" past post positions*).
- Victoria & Wellington Sizes:**
Widths available: 10', 12', 14', 16', 18', 20'
Lengths available: 10', 12', 14', 16', 18', 20', 24'




2 Choose a site type.

- Concrete footers recommended.
- *Concrete footers must be installed prior to the structure.*



3 Choose a beam style.



4 Choose a post style.



5 Choose a vinyl/composite color.



6 Choose a ceiling style.




7 Choose a roof style.



8 Choose a roofing material*.

30-Year Architectural Asphalt Shingles



Metal Roofing



**Please refer to in-person samples for an accurate color.*

Design a Wood Pavilion in 7 easy steps:

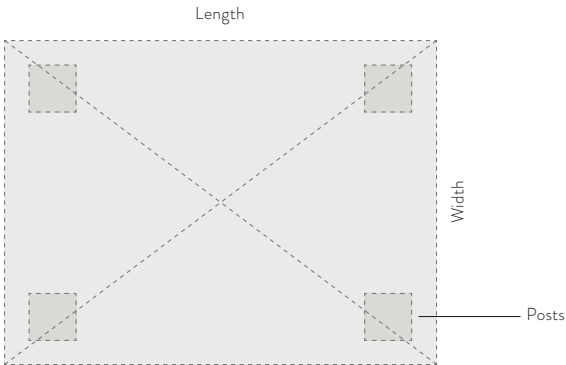
1 Choose a style and size.

- Things to consider:**
- How much space do you have available?
 - Berlin Gardens pavilions are available in many sizes.
 - Measure your available space keeping in mind both post and roof dimensions (roof extends 11" past post positions).

Hampton Sizes:
Widths available: 10', 12', 14'
Lengths available: 10', 12', 14', 16', 20'

Breckenridge and Mesa Sizes:
Widths available: 10', 12', 14', 16', 18', 20'
Lengths available: 10', 12', 14', 16', 18', 20', 24'

Cascade Sizes:
Widths available: 10', 12', 14', 16', 18', 20'
Lengths available: 10', 12', 14', 16', 18', 20', 24'



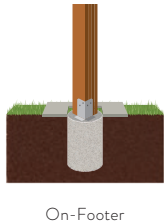
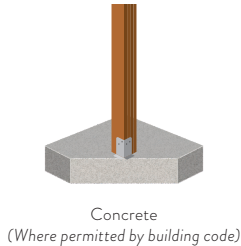
Prairie Sizes:
Widths available: 10', 12', 14'
Lengths available: 10', 12', 14', 16', 18', 20', 24'

Norwood Sizes:
Widths available: 10', 12', 14', 16'
Lengths available: 10', 12', 14', 16', 18', 20', 24'

2 Choose a site type.

Concrete footers recommended.

**Concrete footers must be installed prior to the structure.*



3 Choose a beam style.



Straight



Standard Arch (Hampton only)



Premier Arch (Cascade only)

4 Choose a roof style.




Regular Roof



Classic Roof (Hampton and Cascade only)



Rafter Roof (Breckenridge and Mesa only)



Triple Rafter Roof (Breckenridge and Mesa only)



Slant Roof (Prairie and Norwood only)

Fabric options and accessories on pages 64-67

5 Choose a ceiling style.

Sheathing (Mesa only available with sheathing)



Wood Ceiling (Choice of stain or paint color)



6 Choose a color.



Paint White



Paint Clay



Natural Unstained



Stain Clear



Stain Cedartone



Stain Storm Cloud Gray



Stain Mocha



Stain Mahogany



Stain Black Onyx

**Please refer to in-person samples for an accurate color.*

7 Choose a roofing material*.

30-Year Architectural Asphalt Shingles



Weatherwood



Burnt Sienna (Dk. Brown)



Resawn Shake (Lt. Brown)



Moire Black



Pewter



Hunter Green



Cobblestone Gray

Metal Roofing



Black



Charcoal



Light Gray



Brown



Antique Bronze



Burgundy



Rustic Red



Brite Red



Green



Gallery Blue



Hawaiian Blue




Clay



Light Stone



Tan



Galvalume



White

**Please refer to in-person samples for an accurate color.*

VINYL OCTAGON

STANDARD MODEL INCLUDES:

- White vinyl exterior
- Regular roof
- American style railing
- Metal or asphalt roofing
- Cupola




(Shown with optional upgrades): Classic roof; Composite floor

THE SOUTHERN STYLING OF THIS GAZEBO BRINGS THE GREEN HILLS OF KENTUCKY TO MIND.

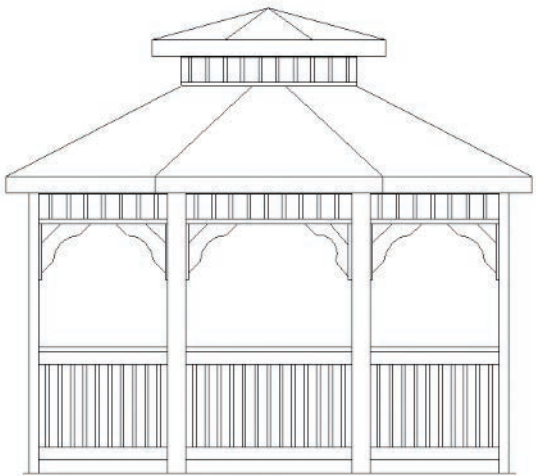


Composite floor



Clay vinyl; Classic roof; Screen kit

Specifications | Vinyl Octagon Gazebo



UPGRADE OPTIONS:

- Clay vinyl
- Classic roof
- Vinyl ceiling
- Composite floor
- Screen kit



Classic Roof



Vinyl Ceiling



Composite Floor

VINYL OBLONG


STANDARD MODEL INCLUDES:

- White vinyl exterior
- Classic roof
- American style rail
- Metal or asphalt shingles



(Shown with optional upgrades): Composite floor

CLEAN VINYL POSTS CALL TO MIND HORSE COUNTRY, GREEN GRASS AND BLUE SKIES.

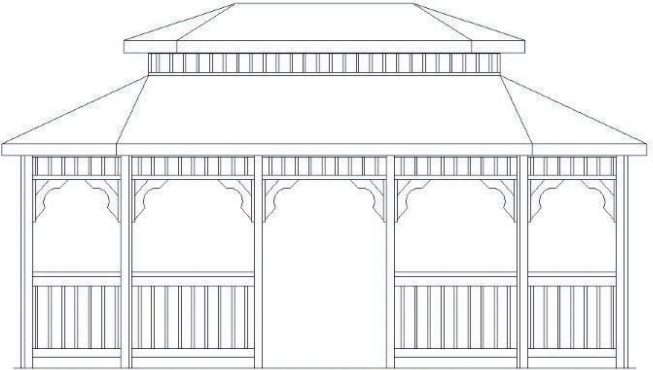


Composite floor, Vinyl ceiling



Composite floor

Specifications | Vinyl Oblong Gazebo



UPGRADE OPTIONS:

- Clay vinyl
- Vinyl ceiling
- Composite floor
- Screen kit



Vinyl Ceiling



Composite Floor



Screen Kit

VINYL RECTANGULAR

STANDARD MODEL INCLUDES:

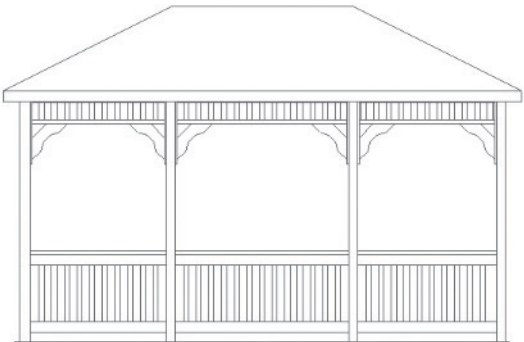
- White vinyl exterior
- Regular roof
- American Style railing
- Metal or asphalt roofing

(Shown with optional upgrades): Classic roof; Composite floor

SIP SWEET TEA, CHAT WITH FAMILY AND FRIENDS, READ A BOOK
AND RELAX ... IT'S ALL GOOD IN THIS TIMELESS GAZEBO.



Specifications | Vinyl Rectangular Gazebo




UPGRADE OPTIONS:


- Clay vinyl
- Classic roof
- Vinyl ceiling
- Composite floor
- Screen kit



Classic Roof



Vinyl Ceiling




Composite Floor

WOOD OCTAGON

STANDARD MODEL INCLUDES:

Regular roof
American style rail
Metal or asphalt shingles
Cupola



(Shown with optional upgrades): Wood floor

THIS CLASSIC STYLE BRINGS THE GRANDEUR OF
COLONIAL AMERICA TO YOUR OWN BACKYARD.




Classic roof; Wood floor



Classic roof; Screen kit

Specifications | Wood Octagon Gazebo



UPGRADE OPTIONS:

Classic roof
Wood floor
Screen kit



Classic Roof




Wood Floor



Screen Kit

WOOD OBLONG



STANDARD MODEL INCLUDES:

Classic roof
American style rail
Metal or asphalt shingles

(Shown with optional upgrades): Wood floor; Screen kit

INSPIRED BY SOUTHERN STYLE, THIS GAZEBO BRINGS THE AREA'S CHARM AND CASUAL, LAID-BACK LIFESTYLE TO YOU.

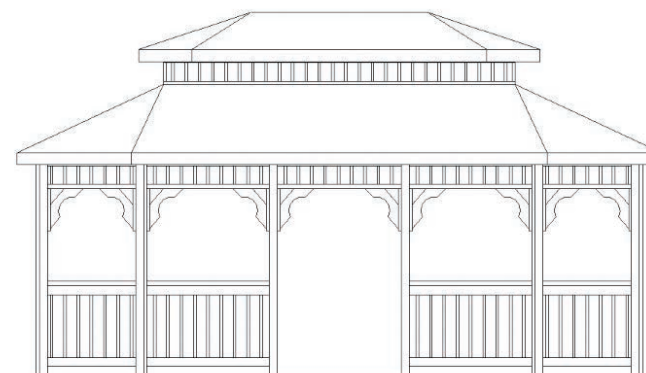


Wood floor



Wood floor

Specifications | Wood Oblong Gazebo



UPGRADE OPTIONS:

Wood floor
Screen kit



Treated Octagon
Wood Floor



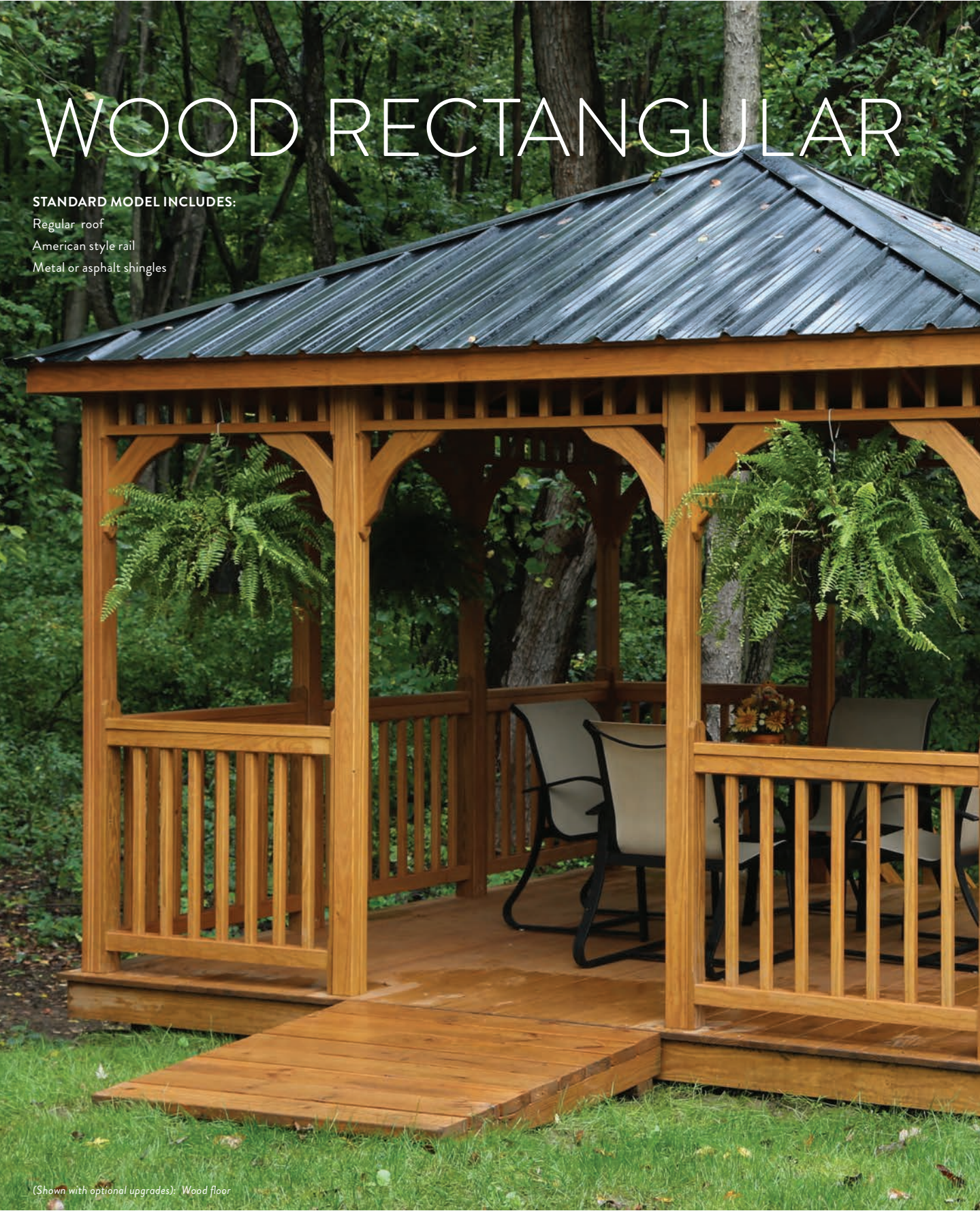
Screen Kit

Fabric options and accessories on pages 64-67

WOOD RECTANGULAR

STANDARD MODEL INCLUDES:

- Regular roof
- American style rail
- Metal or asphalt shingles



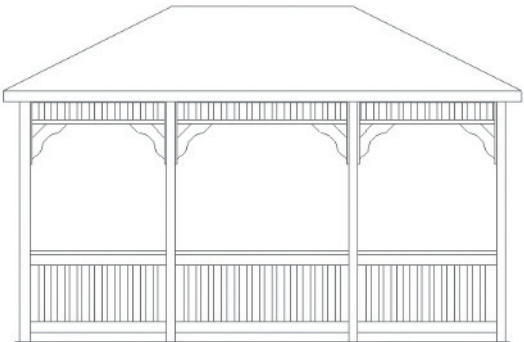
(Shown with optional upgrades): Wood floor

THE ARCHITECTURE OF MADISON, VIRGINIA, SHOWS SIMILARITIES TO THE SYMMETRY AND HARMONY IN THIS GAZEBO.



Wood floor

Specifications | Wood Rectangular Gazebo



UPGRADE OPTIONS:

- Classic roof
- Wood floor
- Screen kit



Classic Roof



Wood Floor



Screen Kit

Design a Gazebo in 6 easy steps:

1 Choose a shape and size.



Oblong Sizes (Width X Length)
10' X 14', 10' X 18', 12' X 16', 12' X 20'



Octagon Sizes (Diameter)
10', 12', 14', 16'



Square/Rectangular Sizes (Width X Length)
10' X 10', 10' X 12', 10' X 16'
12' X 12', 12' X 16', 12' X 20'

2 Choose a vinyl/wood color*.

Vinyl



White



Clay

Wood



Paint
White



Paint
Clay



Natural
Unstained



Stain
Clear



Stain
Cedartone



Stain
Storm Cloud
Gray



Stain
Mocha



Stain
Mahogany



Stain
Black Onyx

*Please refer to in-person samples for an accurate color.

3 Choose a roof style.

Oblong



Classic Roof (Standard)

Octagon



Regular Roof



Classic Roof

Square and Rectangle



Regular Roof



Classic Roof

4 Choose a roofing material*.

30-Year Architectural Asphalt Shingles



Weatherwood



Burnt Sienna
(Dk. Brown)



Resawn Shake
(Lt. Brown)



Moire Black



Pewter



Hunter
Green



Cobblestone
Gray

Metal Roofing



Black



Charcoal



Light Gray



Brown



Antique
Bronze



Burgundy



Rustic Red



Brite Red



Green



Gallery Blue



Hawaiian
Blue



Clay



Light Stone



Tan



Galvalume



White

*Please refer to in-person samples for an accurate color.

5 Choose a floor color*.

Azek Harvest Collection (Composite)



Kona



Slate Grey



Brownstone

Wood



Treated
Wood

*Please refer to in-person samples for an accurate color.

No Floor




6 Choose additional options.

Screen System for Vinyl
or Wood Gazebos



Vinyl Ceiling for Vinyl Gazebos



Wood Ceiling for Wood Gazebos







Wellington Pavilion with attached Urbana Pergola



Cascade Pavilion with Premier arch beams; Regular roof; Horizontal privacy wall in Mocha stain



Vinyl Octagon Gazebo with Classic roof and composite floor







Vinyl Octagon Gazebo with screen kit, Classic roof, and composite floor






Fabric Group A

<div><div>NEW</div></div> <div>Beaming Lagoon (BELA)</div>		<div><div>NEW</div></div> <div>Mason Forest Green (MAFG)</div>
<div><div>NEW</div></div> <div>Beaming Mojave (BEMO)</div>	<div><div>NEW</div></div> <div>Cast Ash (CAAS)</div>	
		
		
		<div><div>NEW</div></div> <div>Play Mushroom (PLMU)</div>
		<div><div>NEW</div></div> <div>Play Teak (PLTE)</div>
		
<div><div>NEW</div></div> <div>Canvas Forest Green (CAFG)</div>	<div><div>NEW</div></div> <div>Context Indigo (COIN)</div>	
		
		
		<div><div>NEW</div></div> <div>Sail Away Java (SAAJ)</div>
		
		
		
		
		
		

Fabric Group B

	Blend Coal (BLCO)
	Blend Linen (BLLI)
	Blend Sand (BLSA)
	Iona Spa (IOSP)
	Lively Parchment (LIPA)
	Lively Sage (LISA)
	Ponder Spa (PNSP)

Dia Shade

(Pergola only)



OUR DIA SHADE ALLOWS YOU TO CONTROL THE AMOUNT OF SHADE TO CREATE THE OPTIMAL OUTDOOR EXPERIENCE.

- Track is powder-coated white, bronze or black
- Stainless fasteners and components
- Available in all fabrics shown to the left
- Maximum width per section is 54"
- Track runs parallel with beams
- 10' and 12' purlin lengths will have two shade sections
- 14' and 16' purlin lengths will have three shade sections
- Not available in cut yardage



Curtains



Curtains hang on an easy-to-install system.

CURTAINS ADD WARMTH AND PRIVACY TO YOUR OUTDOOR OASIS AND ARE AVAILABLE IN MANY FABRIC OPTIONS TO FIT YOUR STYLE.

- Standard Curtain Panel is 52" wide by 86" long
- Mounting hardware and rod available
- Available in all fabrics shown on pages 64-65
- Curtain rods are powder-coated, galvanized steel
- Rods are available in white, bronze and black




Privacy Wall



Horizontal Privacy Wall

PRIVACY WALLS ARE THE PERFECT ADDITION TO YOUR STRUCTURE LENDING SOME SECLUSION TO YOUR OUTDOOR ROOM.



Standard Privacy Wall

Treated Clear Grade Southern Yellow Pine;
Tongue-and-groove boards; 12" high lattice along the top of each wall; Stained or painted to match



Louvered Privacy Wall



Metal Privacy Wall

BERLIN GARDENS

TAKE LIFE OUTDOORS™

berlingardens.com
800.593.3411

